

Plugin Series

FAR INFRARED RAY HEAT THERAPY



12V User's Guide

Introduction

Thank you for purchasing this FIRheat Therapy Wrap. Our therapy wraps provide deep penetrating heat directly on your tired and aching muscle tissues unlike other conventional heating pads that just heat the surface of the skin.

Benefits of Far Infrared Ray

- Dilates the capillaries and improves blood flow.
- Heightens the oxygen level in your blood.
- Eliminates harmful toxins from your body.
- Lessens the inflammation of strained and injured muscles.
- Strengthens the immune system and speeds up recovery time.

- 01 -

Recommended Use

Physicians and therapists commonly recommend 20-30 minute intervals when applying heat for pain management. In addition, we recommend **Medium Setting** as the most favorable temperature setting for heat therapy.

WARNING Notice

- Do not use over open wounds or sensitive skin areas.
- Check skin frequently to avoid burns.
- Turn the power off if you feel any discomfort.
- Unattended use of this heat therapy wrap by children or incapacitated persons can be dangerous.
- Consult your physician if you are pregnant, have medical conditions or if pain persists.

- 02 -

What is Far Infrared Ray?

F.I.R. are waves of energy just beyond the visible light. Once it enters your system, it works by transforming light energy to heat energy that stimulates the body's own healing mechanism.

FIRheat products have been independently tested to emit wavelengths of greater than 3,000 nanometers, qualifying them as Far Infrared Rays.

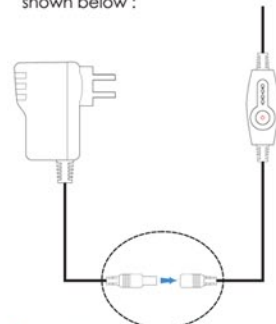
Safe, Low voltage Technology

FIRheat Therapy Wraps utilize a safer 12-volts DC current instead of the conventional AC (110V) heating pad.

- 03 -

Preparing Connections

Before turning on power, connect power supply to the controller as shown below :

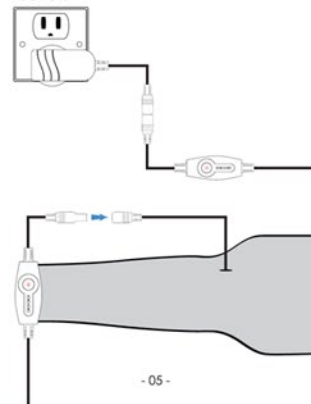


- Insert the male end of the power supply into the female end of the controller.

- 04 -

Applying Power to Device

Plug the 12V power supply and controller assembly into the wall outlet.



- 05 -

Turning Your Device On

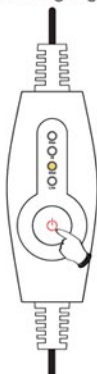
Press and hold the Power button for two seconds.



- 06 -

Medium Heat Setting


When turned on, your controller will default to Medium heat setting and will display an orange light.



- 07 -

Heat Setting

To cycle through the different temperature settings, press (don't hold) the Power button once to change the default Medium setting to High, Max, Low and Medium.



- 08 -

Turning Your Device Off

This heat therapy wrap has an automatic 30-minute shut off. If you choose to turn it off, hold the Power button for two seconds until the lights of the controller disappear.

The FIRheat Therapy Wrap is equipped with an automatic 30-minute preset timer for safety.



- 09 -

Wash & Care

HANDWASH RECOMMENDED

- HANG DRY
- DO NOT IRON
- DO NOT USE BLEACH OR CLEANING SOLVENTS
- DO NOT TWIST OR WRING

- 10 -

For warranty registration

Please go to www.FIRheat.com/warranty

Add us on Facebook
facebook.firheat.com

Website
www.FIRheat.com

Designed in California
Made in China
FIRheat© 2010 All rights reserved

- 11 -